



Vermont Conference United Church of Christ



NOTES ON THE DECEMBER 2016 VERMONT CONFERENCE FINANCIAL REPORT

This has been one of the most interesting years I can remember in my time with the Conference reporting on financials. ***The Conference ended 2016 with a balanced budget.*** We showed a modest surplus each month during the second half of the year, even while cognizant that it was partially due to an estate gift to the Conference. OCWM trailed last year's excellent report, and Per Capita was stable, and I pondered during the year whether 2015 was a 'good, but outlier' year, or whether Conference income had returned to the decades long trend of slow (2-3%) average growth over time.

OCWM income was \$367,143; down \$17,603 from 2015, and almost \$18K less than budgeted.

Per Capita came in at \$141,750; a few hundred dollars less than 2015 and \$250 under budget.

Friends of the Conference, at \$23,420 increased significantly (+\$5K) from 2015, which was \$4K above 2014, and was \$3K over budget.

Annual Meeting remained in the black for 2016, by \$5K.

Income doesn't tell the whole story. Most of the factors which resulted in a balanced budget happened on the expense side of the ledger.

Staff Compensation was \$5K under budget, largely due to a COL increase budgeted but not taken.

Conference office was \$20K under budget due to a few factors. Staff turnover (the two part time positions are in this budget line) with a period of vacancy resulted in lower expenses. In addition, no new computers or software were purchased, utility costs were lower, and a continuing effort to reduce paper and postage costs contributed.

Nearly every expense line was under budget, except for Church and Ministry (higher convocation attendance offset by higher income) and Conference Boards and Expenses, which shows the 'expense' of sending the Damkot gift along to the unrestricted endowment.

Looking at all of that, you might be thinking, "Well, with all this good news, why wasn't there an operating budget surplus?" That brings us to expense line 9800, Repayment to Unrestricted Fund. The 2016 budget anticipated a surplus for 2016, with that surplus being sent on to deposit in the unrestricted fund. The budget anticipated a surplus of \$8,634. In reality, the surplus was significantly larger: \$40,473. This full amount, after consultation with the Conference Minister and Board of Directors Chair, was sent on to TD Wealth Management, with the expectation that the full Board would discuss at a future meeting whether any additional action should be taken on the surplus.

36 N Main Street, Randolph VT 05060
802-728-4999, 802-728-4072 (FAX)

The **Unrestricted Fund** began December 2016 with a value of \$1,014,184; and increased in value during the month \$4,395 to \$1,018,579. For the year, the Fund decreased in value \$21,368. Please note that the \$40,473 deposit won't show as a deposit until January 2017.

This month's report consists of:

<u>Enclosed Reports</u>	<u>Page #</u>
Budget Summary_____	3-4
Budget and Fund Indicators_____	5-7
2015 Expense Budget Pie Chart_____	8
2015 Income Budget Pie Chart_____	9
Balance Sheet_____	10-11
YTD OCWM Giving_____	12-13
YTD Per Capita Giving_____	14-15
Temporarily Restricted Assets_____	16

Please contact me in the Conference Office if I can answer any questions or be of any further assistance.

Respectfully submitted,



Jim Thomas
Associate Conference Minister for
Stewardship, Church Vitality, and Finance

36 N Main Street, Randolph VT 05060
802-728-4999, 802-728-4072 (FAX)

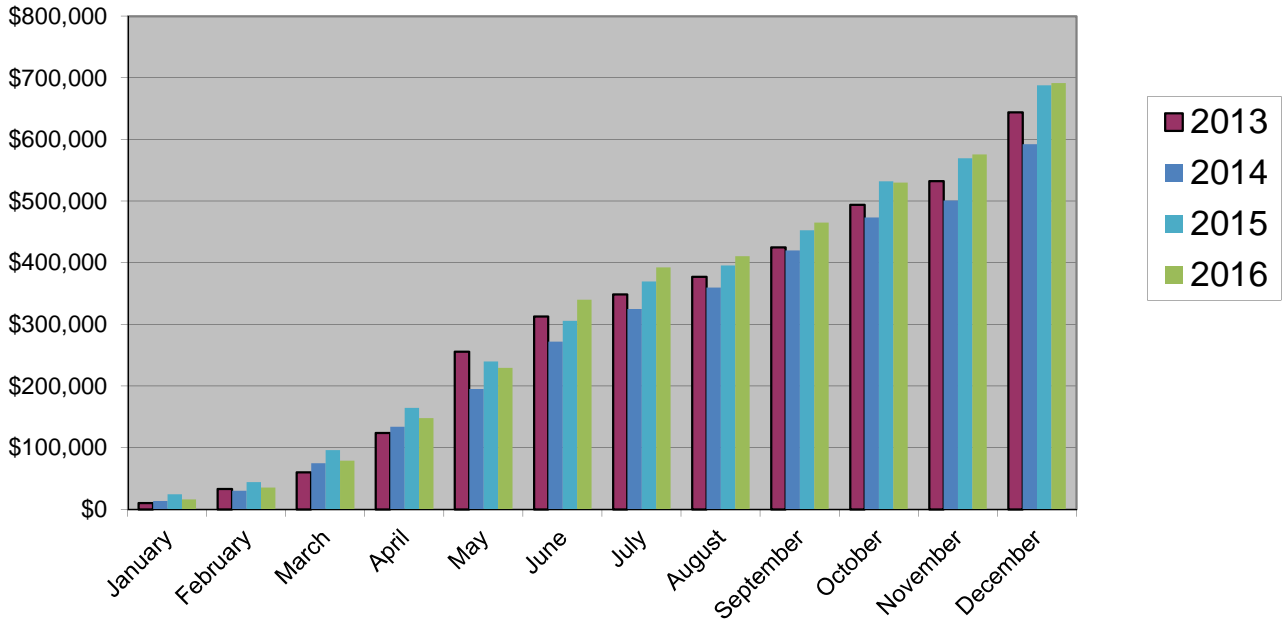
Vermont Conference, United Church of Christ Monthly Budget Summary

		As of December, 2016						
		2016	2015	2016	2016	2016	2016	YTD %
Acct #	Account Name	Revised Budget	YEAR TO DATE TOTAL	YEAR TO DATE GENERAL	YEAR TO DATE SPECIAL	YEAR TO DATE TOTAL	BUDGET BALANCE	of budget
INCOME								
General Income								
3002	Basic Support for OCWM	\$385,000	384,746	367,143		367,143	(17,857)	95%
3204	Friends of the Vermont Conference	20,000	18,085	23,420		23,420	3,420	117%
3212	Synod travel pool		12,454	-		-	-	
3300	Per Capita Income	142,000	142,105	141,750		141,750	(250)	100%
3405	Unrestricted Fund	46,099	46,082	46,099		46,099	(0)	100%
3502	Interest - Operating Checking	600	50	88		88	(512)	15%
3508	Restricted Fund - Income	1,600	1,125	1,213		1,213	(387)	76%
3507	Miscellaneous		2,200	26,977		26,977	26,977	
3604	Annual Meeting Income	34,000	34,956	40,247		40,247	6,247	118%
3404	Additional Draw Unrestricted Fund		-	-		-	-	
3540	CM Loan Repayment		204	169		169	169	
9104	Miller + Atkinson income	2,000	2,612	1,680		1,680	(320)	84%
Departmental Income								
Detail	Dept. Church & Ministry Income	8,500	7,612	10,321	1,450	11,771	3,271	138%
Detail	Dept. Mission Income		-	-	-	-	-	
Detail	Dept. Christian Education Income	11,500	11,919	1,627	4,851	6,478	(5,022)	56%
Detail	Dept. Stewardship Income	38,000	35,776	31,117	489	31,606	(6,394)	
TOTAL INCOME		\$689,299	\$ 699,926	\$ 691,851	\$ 6,790	\$ 698,641	9,342	
EXPENDITURES								
3004	Basic Support to National	\$115,500	141,444	110,143		110,143	(5,357)	95%
4000	Dept. Church & Ministry Operating	7,200	7,833	10,525		10,525	3,325	146%
4000	Dept. Church & Ministry Special	2,000	692		1,651	1,651	(349)	83%
5000	Dept. Mission Operating	12,500	9,375	11,325		11,325	(1,175)	91%
5000	Dept. Mission Special		949		1,000	1,000	1,000	
6000	Dept. Christian Education Operating	4,000	2,528	1,129		1,129	(2,871)	28%
6000	Dept. Christian Education Special	10,000	10,600		4,826	4,826	(5,174)	48%
6500	Communications and Resource Center		0			0	-	
7000	Dept. Stewardship	53,000	48,358	46,262	489	46,751	(6,249)	88%
8000	Staff Compensation/Insurance/Taxes	271,465	291,807	266,098		266,098	(5,367)	98%
8300	Staff Travel & Expenses	29,000	21,498	27,172		27,172	(1,828)	94%
8401	Conference Office	121,000	100,102	101,744		101,744	(19,256)	84%
8550	Conference Boards and Expenses	15,000	34,539	35,751		35,751	20,751	238%
8710	Annual Meeting	34,000	27,652	35,230		35,230	1,230	104%
9800	Repayment to Unrestricted Fund	8,634	0	40,473		40,473	31,839	469%
8149	Sabbatical Fund	6,000	0	6,000		6,000	-	100%
TOTAL EXPENDITURES		\$689,299	\$ 697,377	\$ 691,851	\$ 7,966	\$ 699,817	\$ 10,518	
SURPLUS (DEFICIT)		\$ -	\$ 2,549	\$ 0	\$ (1,176)	\$ (1,176)	\$ (1,176)	

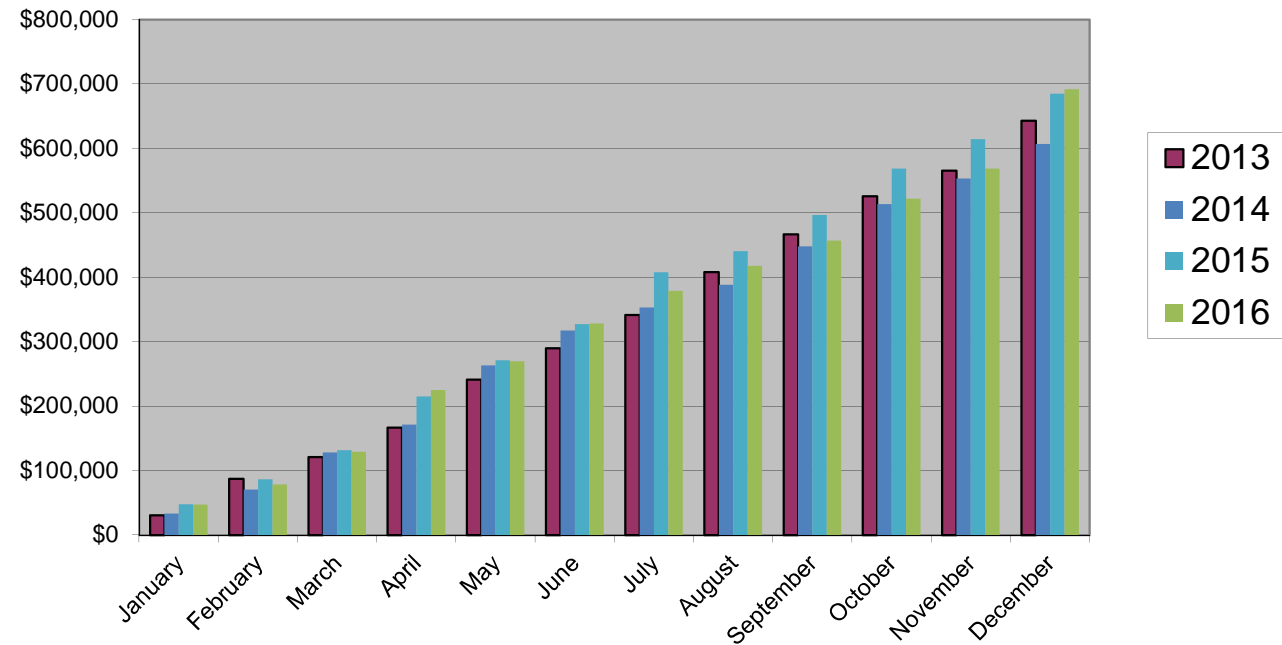
**Vermont Conference, United Church of Christ
Monthly Budget Summary**

TRANSFER AND INCOME DETAILS				
As of December, 2016				
Acct#	Account name	2015 Actual	2016 Budget	2016 Actual
Department of Church and Ministry Income Detail				
3407	Women's Clergy Retreat			
3408	<i>Continuing Education Income</i>	237	500	266
3409	Continuing Ed Event			
3500	<i>Healing Committee Workshop</i>			
3606	<i>Fairbanks Education Board</i>	529	500	1,185
3674	<i>Brown Continuing Ed Income</i>		500	
3685	<i>Brown Convocation Fund</i>		500	
3675	In Care Assesment			
3603	Convocation	6846	6,500	8,933
3410	Church Growth/VITAL CHURCHES			
3690	MSSC Workshops/Seminars			1,388
3672	Pre-retirement Seminar			
	totals:	\$7,612	\$8,500	\$11,771
Department of Mission Income Detail				
3519	Mission Connections			
3521	Summer Lunch Program Donations			
9004	<i>Camp About Face</i>			
3510	Peacemaking Events			
3515	Interfaith Action Training			
	totals:	\$0	\$0	\$0
Department of Christian Education Income Detail				
3601	VAST Tuition	1294	1500	1,627
3602	Polity Seminar			
3607	Preaching Course			
3660	Camping			
3671	<i>Camp Scholarship</i>	100		
3678	<i>Outdoor Ministries Income</i>	10500	10000	4,826
3608	<i>VAST Income Scholarships</i>			
3633	Youth Rally			
3666	Sr High Trip/Retreat Income			
3667	<i>Resource Center Income</i>	25		25
3669	DCE Events			
4216	<i>VAST Bible Commentary</i>			
	totals:	\$11,919	\$11,500	\$6,478
Department of Stewardship Income Detail				
7402	Legal Fee Reimbursement			
7404	<i>Investment Donations</i>	120		120
7406	<i>E-giving pass through income</i>	136		369
7408	Fundraising Income	5,520	38000	
7410	Stewardship Event Income			1,117
9112	<i>Atkinson Investment Gifts</i>			
9120	Financial Develop, Fund income	30000		30,000
	totals:	\$35,776	\$38,000	\$31,606
<i>Special income accounts are in italics</i>				

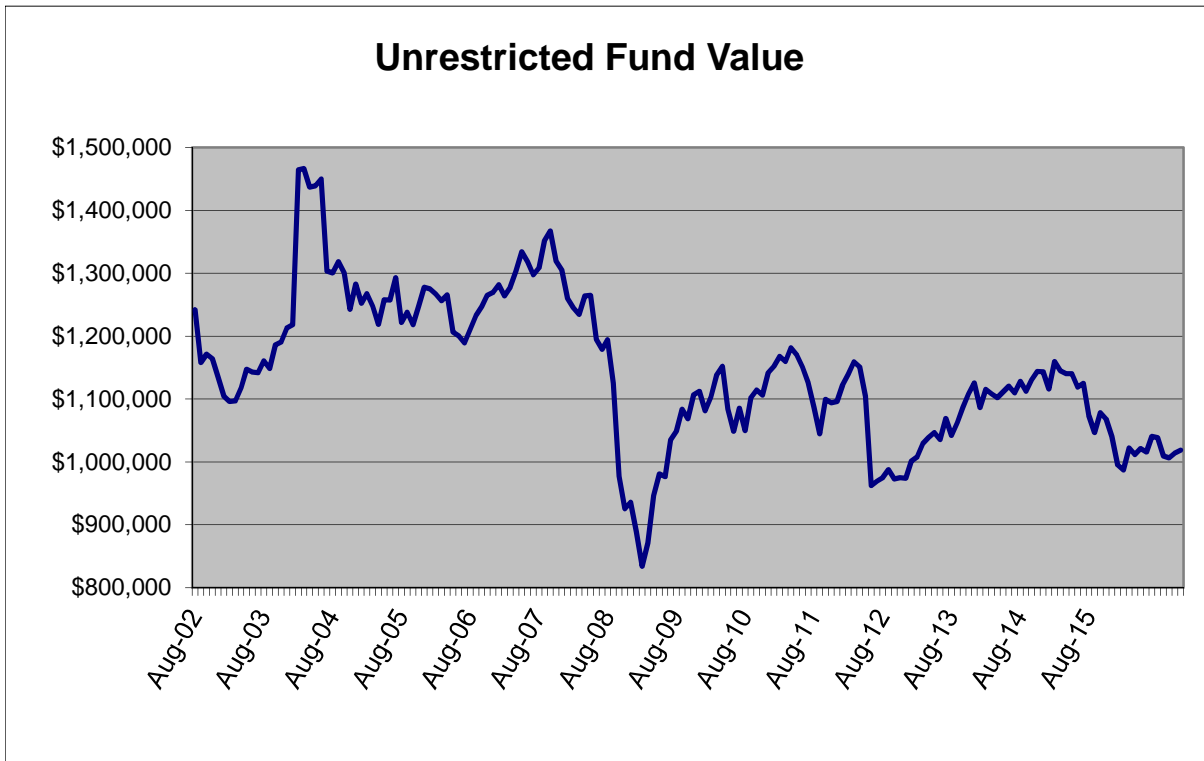
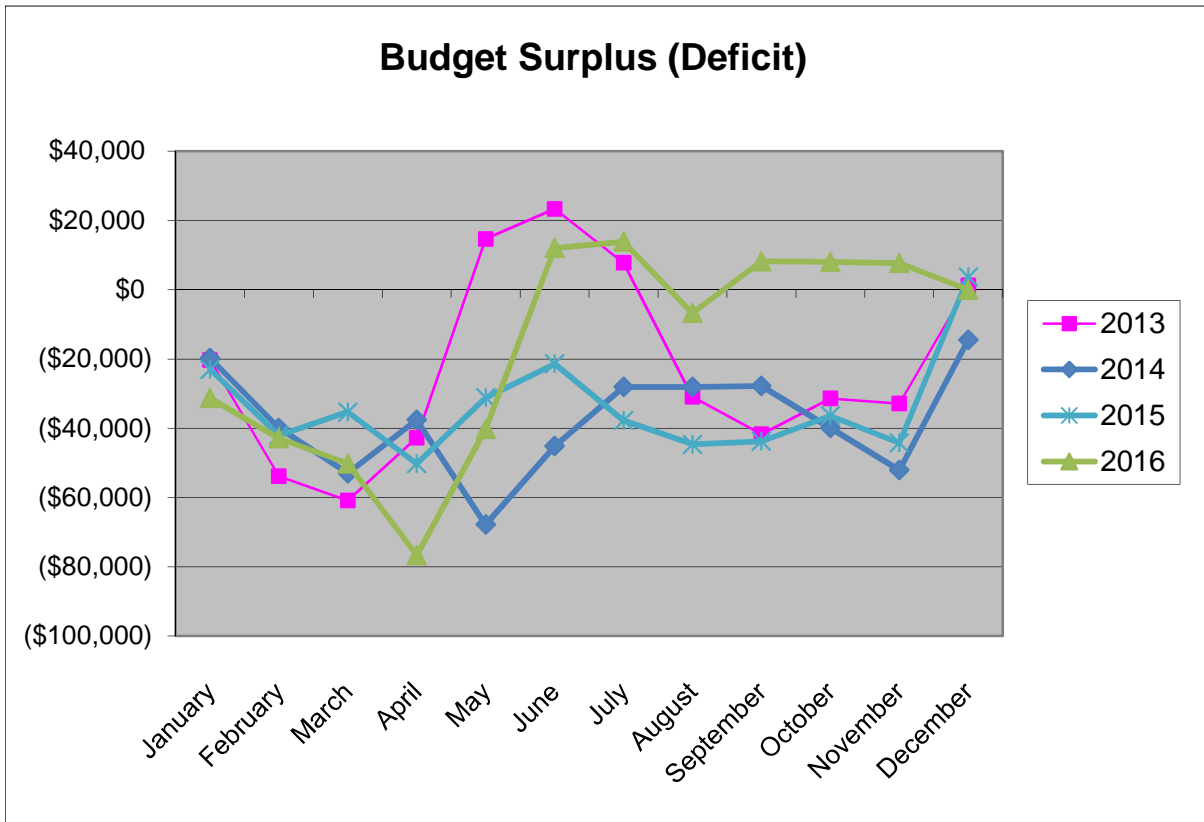
Income Totals



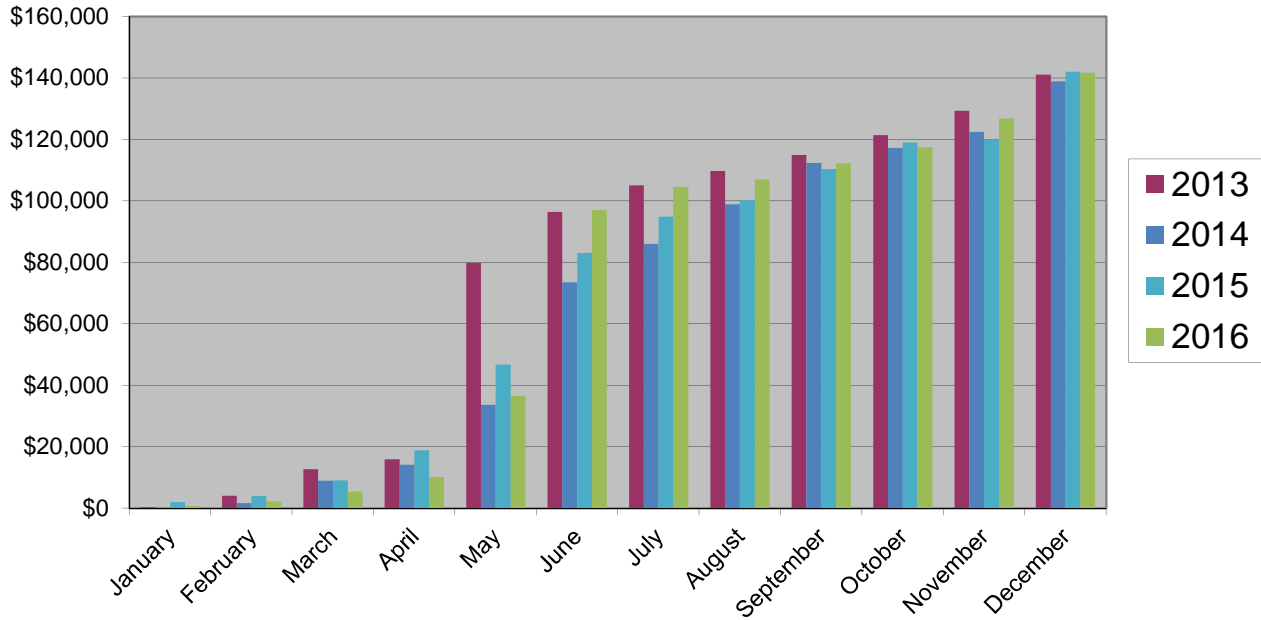
Expense Totals



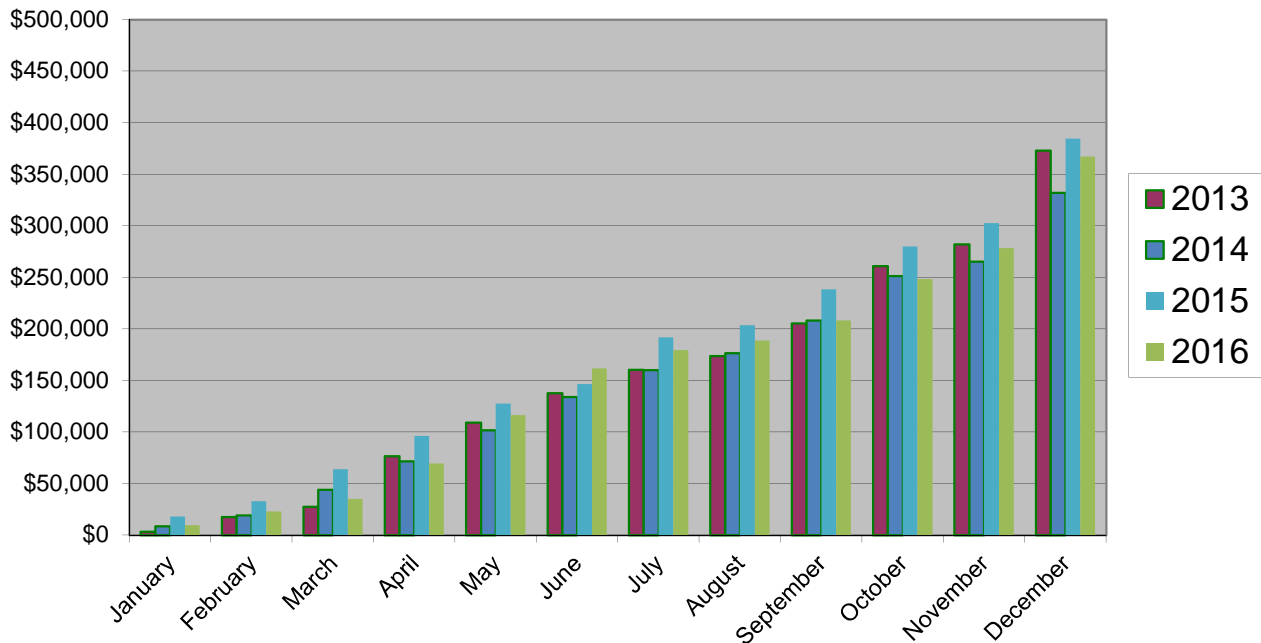
VERMONT CONFERENCE MONTHLY INDICATORS



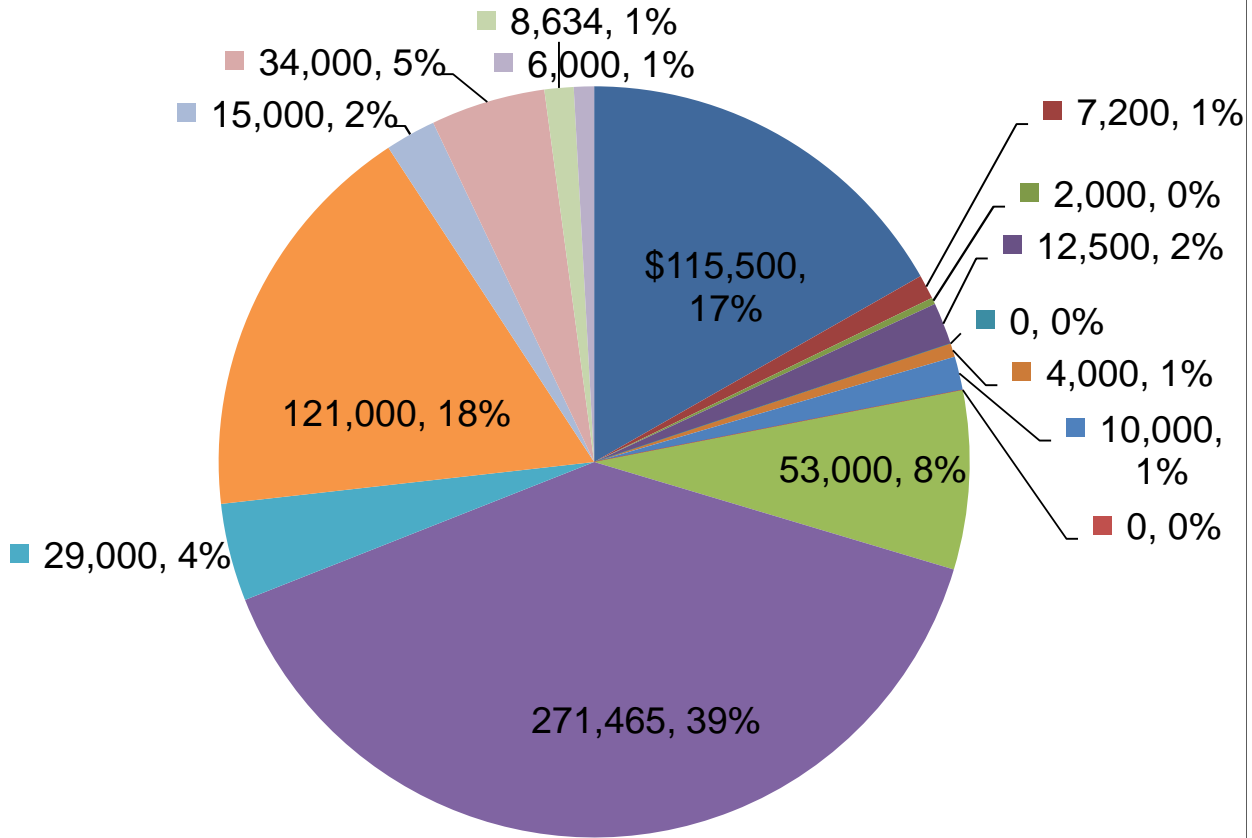
Per Capita Totals



OCWM Totals

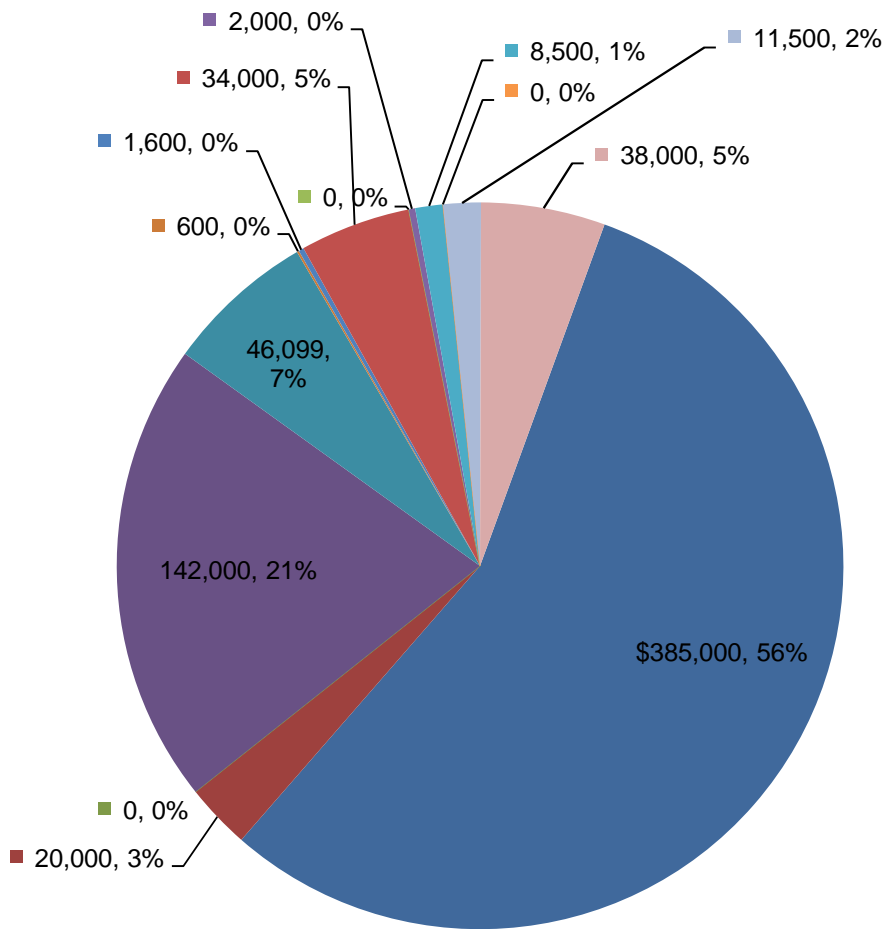


2016 Expense Budget (Revised)



- Basic Support to National
- Dept. Church & Ministry Special
- Dept. Mission Special
- Dept. Christian Education Special
- Dept. Stewardship
- Staff Travel & Expenses
- Conference Boards and Expenses
- Repayment to Unrestricted Fund
- Dept. Church & Ministry Operating
- Dept. Mission Operating
- Dept. Christian Education Operating
- Communications and Resource Center
- Staff Compensation/Insurance/Taxes
- Conference Office
- Annual Meeting
- Sabbatical Fund

2016 Income Budget (Revised)



- Basic Support for OCWM
- Friends of the Vermont Conference
- Synod travel pool
- Per Capita Income
- Unrestricted Fund
- Interest - Operating Checking
- Restricted Fund - Income
- Annual Meeting Income
- Additional Draw Unrestricted Fund
- Miller + Atkinson income
- Dept. Church & Ministry Income
- Dept. Mission Income
- Dept. Christian Education Income
- Dept. Stewardship Income

**Vermont Conference
Balance Sheet
As of December 31, 2016**

	Dec 31, 16
ASSETS	
Current Assets	
Checking/Savings	
0103 · Lake Sunapee Bank Checking	196,799.98
0104 · Lake Sunapee Money Market	143,688.01
	340,487.99
Total Checking/Savings	
Other Current Assets	
121 · Prepaid Expenses	16,378.36
	16,378.36
Total Other Current Assets	
	356,866.35
Total Current Assets	
	356,866.35
Fixed Assets	
0212 · Land, Building & Improvements	506,512.92
0214 · Furniture, Fixtures & Eq.	15,099.63
0216 · Accumulated Depreciation	-113,335.38
	408,277.17
Total Fixed Assets	
	408,277.17
Other Assets	
0124 · CD - Rochester-Clough	1,911.08
0126 · CD - E. Brain/W Brook-Clough	1,911.09
0301 · Investments-Conference	1,018,579.22
0302 · Investments-Wihakowi	38,933.80
0303 · Investments-Endowment	288,366.74
0304 · Note Receivable -Covenant Hills	25,000.00
0305 · Investments-Restricted	360,871.82
0307 · Investments - Make A Difference	178,401.93
0310 · Note Rec -Community Loan Plan-2	7,287.51
0311 · Note Receivable-Conf Min Loan	6,996.22
0313 · Invest - Powell Memorial Fund	14,050.39
	1,942,309.80
Total Other Assets	
	1,942,309.80
TOTAL ASSETS	2,707,453.32
LIABILITIES & EQUITY	
Liabilities	
Current Liabilities	
Accounts Payable	
1002 · Accounts Payable	105,523.77
	105,523.77
Total Accounts Payable	
	105,523.77
Other Current Liabilities	
1102 · Weathersfield	3,980.63
1110 · West Townsend Fund	8,937.38
	12,918.01
Total Other Current Liabilities	
	12,918.01
Total Current Liabilities	
	118,441.78
Total Liabilities	
	118,441.78
Equity	
2002 · Unrestricted Fund	1,437,654.00
2003 · Funds restricted	666,125.55

01/26/17
Accrual Basis

Vermont Conference
Balance Sheet
As of December 31, 2016

	<u>Dec 31, 16</u>
2014 · Special purpose funds	398,728.19
Net Income	86,503.80
Total Equity	<u>2,589,011.54</u>
TOTAL LIABILITIES & EQUITY	<u><u>2,707,453.32</u></u>

**Vermont Conference
OCWM
January through December 2016**

01/26/17

Accrual Basis

	Jan - Dec 16	Jan - Dec 15	% Change
ASCUTNEY, UNION CHURCH	200.00	200.00	0.0%
BARRE, CONGREGATIONAL CHURCH	4,000.00	3,850.00	3.9%
BARTON, UNITED CHURCH OF CHRIST	0.00	500.00	-100.0%
BELLOWS FALLS, UNITED CHURCH	1,000.00	700.00	42.9%
BENNINGTON, SECOND CONGREGATIONAL CHUR...	10,833.51	10,833.29	0.0%
BENSON, UNITED CHURCH OF CHRIST	100.00	50.00	100.0%
BERLIN, FIRST CONGREGATIONAL CHURCH	25.00	0.00	100.0%
BETHEL, UNITED CHURCH	0.00	300.00	-100.0%
BRADFORD, CONGREGATIONAL CHURCH	3,434.00	1,900.00	80.7%
BRANDON, CONGREGATIONAL CHURCH	7,049.00	6,962.00	1.3%
BRATTLEBORO, CENTRE CONGREGATIONAL	16,778.08	12,958.88	29.5%
BRATTLEBORO, FIRST CONGREGATIONAL CHURCH	1,535.36	2,245.72	-31.6%
BRISTOL, FEDERATED CHURCH	0.00	160.00	-100.0%
BROWNINGTON VILLAGE, CONGREGATIONAL	2,353.00	3,000.00	-21.6%
BURLINGTON, COLLEGE ST. CONGREGATIONAL	25,008.00	24,000.00	4.2%
BURLINGTON, FIRST CONGREGATIONAL CHURCH	15,000.00	15,000.00	0.0%
CABOT, UNITED CHURCH	300.00	0.00	100.0%
CASTLETON, FEDERATED CHURCH	173.02	500.00	-65.4%
CHARLOTTE, CONGREGATIONAL CHURCH	9,000.00	9,000.00	0.0%
COLCHESTER, MALLETT'S BAY	1,500.00	1,735.00	-13.5%
CORNWALL, FIRST CONGREGATIONAL	1,269.00	1,000.00	26.9%
CRAFTSBURY COMMON, UNITED CHURCH	3,000.00	3,500.00	-14.3%
DANVILLE, CONGREGATIONAL	7,700.00	7,700.00	0.0%
DORSET, UNITED CHURCH	7,500.00	9,000.00	-16.7%
DUMMERSTON, CONGREGATIONAL	6,000.00	5,500.00	9.1%
EAST ARLINGTON, FEDERATED CHURCH	2,947.60	2,883.36	2.2%
EAST CORINTH, CONGREGATIONAL	3,846.00	6,098.63	-36.9%
EAST MONTPELIER, OLD MEETING HOUSE	4,000.00	4,000.00	0.0%
ESSEX JUNCTION, FIRST CONGREGATIONAL	11,000.00	11,000.00	0.0%
FAIR HAVEN, FIRST CONGREGATIONAL	3,139.63	2,160.00	45.4%
GREENSBORO, UNITED CHURCH OF CHRIST	4,000.00	4,000.00	0.0%
GUILFORD COMMUNITY	3,101.00	3,900.00	-20.5%
HARDWICK, UNITED CHURCH	1,313.00	1,321.02	-0.6%
HARTFORD, GREATER HARTFORD	500.00	1,330.00	-62.4%
HARTLAND, FIRST CONGREGATIONAL	3,000.00	4,000.00	-25.0%
HINESBURG, UNITED CHURCH	3,378.00	3,345.00	1.0%
HYDE PARK, SECOND CONGREGATIONAL CHURCH	750.00	750.00	0.0%
JAMAICA, COMMUNITYCHURCH	0.00	18.00	-100.0%
JEFFERSONVILLE, SECOND CONGREGATIONAL	228.84	393.02	-41.8%
LONDONDERRY, SECOND CONGREGATIONAL	5,659.85	4,781.00	18.4%
LYNDONVILLE, FIRST CONGREGATIONAL CHURCH	2,000.00	2,000.00	0.0%
MANCHESTER, FIRST CONGREGATIONAL CHURCH	5,000.00	5,000.00	0.0%
MARLBORO, MEETING HOUSE	0.00	260.25	-100.0%
MIDDLEBURY, CONGREGATIONAL	15,770.00	17,380.00	-9.3%
MONTPELIER, BETHANY CHURCH	12,085.00	24,528.75	-50.7%
MORRISVILLE, FIRST CONGREGATIONAL CHURCH	1,250.00	0.00	100.0%
NEW HAVEN, CONGREGATIONAL	450.00	0.00	100.0%
NEWBURY, FIRST CONGREGATIONAL	5.00	5.00	0.0%
NEWFANE, FIRST CONGREGATIONAL	1,400.00	1,400.00	0.0%
NEWPORT, UNITED CHURCH	2,322.00	2,114.96	9.8%
NORTH BENNINGTON, CONGREGATIONAL	400.00	400.00	0.0%
NORTH HYDE PARK, FIRST CONGREGATIONAL	150.00	150.00	0.0%
NORTH POMFRET, CONGREGATIONAL	1,125.00	1,500.00	-25.0%
NORTHFIELD, UNITED CHURCH	1,000.00	1,000.00	0.0%
NORWICH, CONGREGATIONAL CHURCH	17,000.00	17,000.00	0.0%
PAWLET, COMMUNITY CHURCH	0.00	50.00	-100.0%
PITTSFORD, CONGREGATIONAL CHURCH	1,250.00	1,250.00	0.0%
POST MILLS, CONGREGATIONAL CHURCH	2,100.00	2,100.00	0.0%
QUECHEE, CONGREGATIONAL SOCIETY	0.00	1,750.00	-100.0%
RANDOLPH CENTER, FIRST CONGREGATIONAL	1,000.00	700.00	42.9%
RANDOLPH, BETHANY	14,000.00	14,000.00	0.0%
RICHMOND, CONGREGATIONAL CHURCH	5,000.00	7,500.00	-33.3%
ROCHESTER, FEDERATED CHURCH	5,123.00	4,964.00	3.2%
RUTLAND, GRACE CONGREGATIONAL CHURCH	27,355.25	26,450.00	3.4%
SHARON, FIRST CONGREGATIONAL	700.00	700.00	0.0%
SHOREHAM, FIRST CONGREGATIONAL	100.00	100.00	0.0%
SHREWSBURY, COMMUNITY CHURCH	0.00	300.00	-100.0%

01/26/17
 Accrual Basis

**Vermont Conference
 OCWM
 January through December 2016**

	<u>Jan - Dec 16</u>	<u>Jan - Dec 15</u>	<u>% Change</u>
SOUTH HERO, CONGREGATIONAL	6,500.00	6,500.00	0.0%
SPRINGFIELD, FIRST CONGREGATIONAL	11,120.00	12,104.40	-8.1%
ST. JOHNSBURY, NORTH CONGREGATIONAL	1,557.30	4,429.50	-64.8%
ST. JOHNSBURY, UNITED COMMUNITY CHURCH	234.24	0.00	100.0%
TD WEALTH MANAGEMENT	772.03	731.34	5.6%
THETFORD, FIRST CONGREGATIONAL	4,000.00	4,000.00	0.0%
THETFORD, UNITED CHURCH	1,960.72	1,964.92	-0.2%
TOWNSHEND, TOWNSHEND CHURCH	0.00	100.00	-100.0%
UNDERHILL, UNITED CHURCH	6,673.68	6,020.76	10.8%
VERGENNES, CONGREGATIONAL CHURCH	3,333.30	3,999.96	-16.7%
WAITSFIELD, UNITED CHURCH OF CHRIST	2,400.00	2,200.00	9.1%
WARREN, UNITED CHURCH OF CHRIST	6,000.00	5,400.00	11.1%
WATERBURY, CONGREGATIONAL	14,252.36	13,557.85	5.1%
WATERVILLE, UNION CHURCH	2,189.80	700.00	212.8%
WELLS RIVER, CONGREGATIONAL	1,066.00	1,157.00	-7.9%
WEST DOVER, CONGREGATIONAL	3,100.00	3,000.00	3.3%
WEST NEWBURY, CONGREGATIONAL	1,600.00	1,500.00	6.7%
WEST RUTLAND, UNITED CHURCH	0.00	50.00	-100.0%
WESTMINSTER WEST, CONGREGATIONAL CHURCH	2,100.00	2,000.00	5.0%
WESTMORE COMMUNITY CHURCH	750.00	750.00	0.0%
WEYBRIDGE, CONGREGATIONAL	6,000.00	6,000.00	0.0%
WILLIAMSTOWN, UNITED FEDERATED	1,155.00	1,103.25	4.7%
WILLISTON, FEDERATED	2,471.00	2,999.00	-17.6%
WINDHAM CONGREGATIONAL CHURCH	0.00	700.00	-100.0%
WINDSOR, THE OLD SOUTH CHURCH	700.00	600.00	16.7%
TOTAL	<u>367,142.57</u>	<u>384,745.86</u>	<u>-4.6%</u>

Vermont Conference
PER CAPITA INCOME
 January through December 2016

	Jan - Dec 16	Jan - Dec 15	% Change
ASCUTNEY, UNION CHURCH	947.14	712.96	32.9%
BAKERSFIELD, UNITED CHURCH	161.28	173.42	-7.0%
BARRE, CONGREGATIONAL CHURCH	2,665.44	2,582.64	3.2%
BARTON, UNITED CHURCH OF CHRIST	0.00	640.92	-100.0%
BELLOWS FALLS, UNITED CHURCH	453.24	374.70	21.0%
BENNINGTON, SECOND CONGREGATIONAL CHUR...	2,974.82	2,952.52	0.8%
BENSON, UNITED CHURCH OF CHRIST	493.58	450.00	9.7%
BERLIN, FIRST CONGREGATIONAL CHURCH	579.98	563.04	3.0%
BETHEL, UNITED CHURCH	827.08	820.88	0.8%
BRADFORD, CONGREGATIONAL CHURCH	578.92	1,476.00	-60.8%
BRANDON, CONGREGATIONAL CHURCH	1,707.52	1,694.72	0.8%
BRATTLEBORO, CENTRE CONGREGATIONAL	2,403.96	2,034.12	18.2%
BRATTLEBORO, FIRST CONGREGATIONAL CHURCH	1,548.60	2,607.60	-40.6%
BRIDGEWATER, CONGREGATIONAL	300.00	200.00	50.0%
BRISTOL, FEDERATED CHURCH	296.16	293.76	0.8%
BROOKFIELD, FIRST CONGREGATIONAL	213.44	264.80	-19.4%
BROWNINGTON VILLAGE, CONGREGATIONAL	250.00	250.00	0.0%
BURLINGTON, COLLEGE ST. CONGREGATIONAL	2,832.00	2,640.00	7.3%
BURLINGTON, FIRST CONGREGATIONAL CHURCH	9,915.00	8,030.38	23.5%
CASTLETON, FEDERATED CHURCH	626.98	500.00	25.4%
CHARLOTTE, CONGREGATIONAL CHURCH	2,970.24	2,614.64	13.6%
CHELSEA, UNITED CHURCH	213.44	211.84	0.8%
COLCHESTER, MALLETT'S BAY	1,276.80	1,267.30	0.8%
CORNWALL, FIRST CONGREGATIONAL	752.74	746.64	0.8%
CRAFTSBURY COMMON, UNITED CHURCH	800.40	767.92	4.2%
DANVILLE, CONGREGATIONAL	2,107.72	2,092.00	0.8%
DORSET, UNITED CHURCH	5,175.92	4,806.12	7.7%
DUMMERSTON, CONGREGATIONAL	881.30	974.22	-9.5%
EAST ARLINGTON, FEDERATED CHURCH	800.40	807.64	-0.9%
EAST BRAINTREE-W. BROOKFIELD	0.00	105.92	-100.0%
EAST BURKE, UNITED CHURCH OF CHRIST	0.00	569.32	-100.0%
EAST CHARLESTON (PLYMOUTH)	360.18	383.96	-6.2%
EAST CORINTH, CONGREGATIONAL	1,373.88	2,649.66	-48.2%
EAST MONTPELIER, OLD MEETING HOUSE	1,357.40	1,346.40	0.8%
EAST ST. JOHNSBURY, THIRD CONGREGATIONAL	0.00	291.28	-100.0%
EDEN MILLS, CONGREGATIONAL CHURCH	146.74	106.00	38.4%
ESSEX JUNCTION, FIRST CONGREGATIONAL	7,602.67	5,950.00	27.8%
FAIR HAVEN, FIRST CONGREGATIONAL	2,067.70	2,052.20	0.8%
GRAFTON, GRAFTON CHURCH	478.42	493.20	-3.0%
GREENSBORO, UNITED CHURCH OF CHRIST	1,600.00	1,600.00	0.0%
GUILFORD COMMUNITY	1,816.00	1,776.00	2.3%
HANCOCK, COMMUNITY CHURCH	222.12	416.16	-46.6%
HARDWICK, UNITED CHURCH	0.00	200.00	-100.0%
HARTFORD, GREATER HARTFORD	920.46	913.56	0.8%
HARTLAND, FIRST CONGREGATIONAL	1,934.30	1,920.00	0.7%
HINESBURG, UNITED CHURCH	645.12	640.32	0.8%
HYDE PARK, SECOND CONGREGATIONAL CHURCH	1,267.30	655.00	93.5%
JACOBS, LEE	14.00	0.00	100.0%
JAMAICA, COMMUNITYCHURCH	37.77	37.47	0.8%
JEFFERSONVILLE, SECOND CONGREGATIONAL	954.24	1,013.84	-5.9%
LONDONDERRY, SECOND CONGREGATIONAL	1,133.10	1,061.65	6.7%
LOWER WATERFORD, CONGREGATIONAL	200.10	0.00	100.0%
LUDLOW, UNITED CHURCH	1,095.33	1,099.12	-0.3%
LYNDONVILLE, FIRST CONGREGATIONAL CHURCH	1,387.36	1,350.48	2.7%
MANCHESTER, FIRST CONGREGATIONAL CHURCH	2,561.28	2,912.80	-12.1%
MARLBORO, MEETING HOUSE	327.34	324.74	0.8%
MARSHFIELD, UNITED CHURCH	135.74	146.88	-7.6%
MIDDLEBURY, CONGREGATIONAL	3,924.12	3,843.36	2.1%
MILTON, UNITED CHURCH	113.30	113.30	0.0%
MONTPELIER, BETHANY CHURCH	3,086.62	2,386.80	29.3%
MORRISVILLE, FIRST CONGREGATIONAL CHURCH	1,187.26	1,178.63	0.7%
NEW HAVEN, CONGREGATIONAL	0.00	673.20	-100.0%
NEWBURY, FIRST CONGREGATIONAL	496.86	535.08	-7.1%
NEWFANE, FIRST CONGREGATIONAL	893.89	899.28	-0.6%
NEWPORT, UNITED CHURCH	2,678.04	2,688.04	-0.4%
NORTH BENNINGTON, CONGREGATIONAL	506.92	476.64	6.4%
NORTH HYDE PARK, FIRST CONGREGATIONAL	306.82	304.52	0.8%

Vermont Conference
PER CAPITA INCOME
 January through December 2016

	Jan - Dec 16	Jan - Dec 15	% Change
NORTH POMFRET, CONGREGATIONAL	1,293.98	1,284.28	0.8%
NORTHFIELD, UNITED CHURCH	913.16	905.76	0.8%
NORWICH, CONGREGATIONAL CHURCH	3,375.02	3,349.72	0.8%
ORLEANS, FEDERATED	626.98	648.76	-3.4%
PAWLET, COMMUNITY CHURCH	893.78	887.08	0.8%
PITTSFORD, CONGREGATIONAL CHURCH	987.16	1,032.72	-4.4%
POST MILLS, CONGREGATIONAL CHURCH	552.12	675.22	-18.2%
QUECHEE, CONGREGATIONAL SOCIETY	0.00	400.00	-100.0%
RANDOLPH CENTER, FIRST CONGREGATIONAL	266.80	304.52	-12.4%
RANDOLPH, BETHANY	3,521.76	3,482.12	1.1%
RICHMOND, CONGREGATIONAL CHURCH	1,854.72	2,107.72	-12.0%
ROCHESTER, FEDERATED CHURCH	1,920.00	1,933.00	-0.7%
ROXBURY, UNION CONGREGATIONAL	66.70	66.02	1.0%
ROYALTON, FIRST CONGREGATIONAL CHURCH	200.10	198.60	0.8%
RUTLAND, GRACE CONGREGATIONAL CHURCH	8,256.00	6,191.46	33.3%
SALISBURY, CONGREGATIONAL	345.52	428.40	-19.4%
SAXTONS RIVER, CHRIST'S CHURCH	566.55	562.05	0.8%
SHARON, FIRST CONGREGATIONAL	800.00	749.63	6.7%
SHERBURNE, UNITED CHURCH OF CHRIST	146.74	172.12	-14.8%
SHOREHAM, FIRST CONGREGATIONAL	357.86	220.32	62.4%
SHREWSBURY, COMMUNITY CHURCH	513.44	211.84	142.4%
SOUTH HERO, CONGREGATIONAL	2,876.16	2,708.02	6.2%
SOUTH WARDSBORO, FIRST CONGREGATIONAL	88.13	87.43	0.8%
SPRINGFIELD, FIRST CONGREGATIONAL	2,329.15	2,385.59	-2.4%
ST. ALBANS, FIRST CONGREGATIONAL CHURCH	500.00	500.00	0.0%
ST. JOHNSBURY, NORTH CONGREGATIONAL	595.80	1,633.74	-63.5%
ST. JOHNSBURY, SOUTH CONGREGATIONAL	0.00	993.00	-100.0%
STRAFFORD, UNITED CHURCH	600.00	1,050.00	-42.9%
THETFORD, FIRST CONGREGATIONAL	1,258.32	1,235.78	1.8%
THETFORD, UNITED CHURCH	539.28	535.08	0.8%
TOWNSHEND, TOWNSHEND CHURCH	239.21	0.00	100.0%
TUNBRIDGE, CONGREGATIONAL	320.16	317.76	0.8%
TYSON CONGREGATIONAL CHURCH	327.34	324.74	0.8%
UNDERHILL, UNITED CHURCH	1,640.88	1,479.63	10.9%
VERGENNES, CONGREGATIONAL CHURCH	2,258.22	2,093.04	7.9%
WAITSFIELD, UNITED CHURCH OF CHRIST	999.54	1,003.68	-0.4%
WARREN, UNITED CHURCH OF CHRIST	1,172.30	1,309.68	-10.5%
WATERBURY, CONGREGATIONAL	2,344.60	2,600.00	-9.8%
WATERVILLE, UNION CHURCH	400.20	367.20	9.0%
WEATHERSFIELD, FIRST CONGREGATIONAL CHURCH	251.80	0.00	100.0%
WELLS RIVER, CONGREGATIONAL	808.92	789.88	2.4%
WEST DOVER, CONGREGATIONAL	692.45	874.30	-20.8%
WEST NEWBURY, CONGREGATIONAL	860.28	853.58	0.8%
WEST RUTLAND, UNITED CHURCH	226.78	264.80	-14.4%
WESTFIELD, FIRST CONGREGATIONAL	0.00	119.16	-100.0%
WESTMINSTER WEST, CONGREGATIONAL CHURCH	0.00	487.11	-100.0%
WESTMORE COMMUNITY CHURCH	453.56	450.16	0.8%
WEYBRIDGE, CONGREGATIONAL	974.86	966.96	0.8%
WILLISTON, FEDERATED	1,935.36	2,001.00	-3.3%
WINDHAM CONGREGATIONAL CHURCH	264.39	462.29	-42.8%
WINDSOR, THE OLD SOUTH CHURCH	1,747.54	1,734.44	0.8%
TOTAL	141,750.10	142,104.98	-0.3%

Temporarily Restricted Assets

	Beginning Balance 12/1/2016	Income acct #	Income	Expense acct #	Expense	Ending Balance 12/31/2016
Pass Through Accounts:						
Christmas Fund	\$0.00	1303	\$12,854.90	2151	\$12,854.90	\$0.00
One Great Hour of Sharing	\$0.00	1305	\$4,715.10	2152	\$4,715.10	\$0.00
Neighbors in need	\$0.00	1307	\$12,115.61	2153	\$12,115.61	\$0.00
Directed gifts via UCC	\$0.00	1315	\$1,059.53	2172	\$1,059.53	\$0.00
Directed gifts others	\$0.00	1317		2173		\$0.00
Strengthen the church	\$0.00	1319	\$1,129.00	2163	\$1,129.00	\$0.00
Dillard U-Henderson Sch.	\$0.00	3654		3012		\$0.00
Atkinson Retreat Donation	\$0.00	3677	\$100.00	3017	\$100.00	\$0.00
Atkinson Memorial Fund	\$0.00	9102		9252		\$0.00
Clough CD Interest	\$0.00	3003	\$1.92	3014	\$1.92	\$0.00
Donations to Investments	\$0.00	7404	\$10.00	7405	\$10.00	\$0.00
Atkinson Endowment Donation	\$0.00	9112		9240		\$0.00
Local Portions of National Offerings:						
VT Peace projects (Mission)	\$203.55	9012		9013		\$203.55
VT Strengthen the Church (MAD)	\$3,684.67	9006	\$1,814.50	9007		\$5,499.17
VT Hunger (Mission)	\$315.07	1322		2174		\$315.07
VT Neighbors in Need	\$0.00	9014		9015		\$0.00
Assets controlled by Departments:						
Healing committee workshop (C&M)	\$2,789.40	9010		9011		\$2,789.40
Fairbanks Education Board (C&M)	\$12,192.76	3606	\$281.00	4330	\$617.00	\$11,856.76
Continuing education (C&M)	\$2,125.20	3408		4332		\$2,125.20
Brown Continuing Education (C&M)	\$1,061.53	3674		3679		\$1,061.53
Brown Convocation Fund (C&M)	\$1,234.82	3685		4350		\$1,234.82
Resource Center Fund (CE)	\$1,792.31	3667		6610		\$1,792.31
VAST Bible Comm's (CE)	\$10.00	4216		6165		\$10.00
VAST Scholarships (CE)	\$2,794.73	3608		6159		\$2,794.73
Camp About Face (Mission)	\$88.71	9004		9005		\$88.71
New Initiative (Mission)	\$700.00	3649		3019		\$700.00
Camp Agape (Mission)	\$0.00	9008		9009		\$0.00
Anti-racism (Mission)	\$1,118.84	3513		5912		\$1,118.84
God is Still Speaking (Stewardship)	\$10.97	3518		5918		\$10.97
Property Maint/Repair (Stewardship)	\$2,972.29	9002		9003		\$2,972.29
Assets Distributed by Conference Staff or BoD						
Fairbanks Board Relief	\$16,023.87	3653	\$354.21	3010		\$16,378.08
Ida Thorp scholarship	\$8,401.63	3670	\$418.93	6609		\$8,820.56
Outdoor Ministries	\$0.00	3678		3018		\$0.00
Gardner Cottle Fund	\$1,711.46	3655		3015		\$1,711.46
Ministerial assistance fund	\$6,105.15	3605	\$80.00	4331		\$6,185.15
Retired ministers reserve	\$79,059.02	3208	\$1,419.89	3011		\$80,478.91
Lobenstine Fund	\$5,432.85	3668		5915		\$5,432.85
Disaster Plan	\$2,945.87	3680		4352		\$2,945.87
Hurricane Irene Relief Fund	\$6,918.74	9126		9127		\$6,918.74
Ecumenical Event Fund	\$0.00	9130		9131		\$0.00
Progressive Renewal Fund	\$1,450.85	9132		9133	\$448.00	\$1,002.85
Narthex Project Grant Account	\$120,000.00	9134		9135	\$20,000.00	\$100,000.00
Total	\$281,144.29		\$36,354.59		\$53,051.06	\$264,447.82